


GS-290
(General Electric)



1 set of contacts
mounting holes : 1-3/4" C.-C.

GS-300
(General Electric)




1 set of contacts
mounting holes : 2-5/8" C.-C.

GS-325
(General Electric)



1 set of contacts
mounting holes : 2-15/16" C.-C.

GS-300K
(General Electric)



switch & terminal kit
1 set of contacts
mounting holes : 2-5/8" C.-C.

GS-325K
(General Electric)



switch & terminal kit
1 set of contacts
mounting holes : 2-15/16" C.-C.

DOS-1
(Doerr / Leeson)



1 set of contacts, hole : 1-11/16"
mounting holes : 2-11/16" C.-C.
backplate : 3-1/2" X 2-3/8"

DOS19-4
(Doerr / Leeson)



4 sets of contacts, hole : 1-11/16"
mounting holes : 2-11/16" C.-C.
backplate : 3-1/2" X 2-3/8"

DOS-19
(Doerr / Leeson)



2 sets of contacts, hole : 1-11/16"
mounting holes : 2-11/16" C.-C.
backplate : 3-1/2" X 2-3/8"

DOS-15
(Doerr / Leeson / General Electric)




2 sets of contacts, hole : 2-1/4"
mounting holes : 2-3/4" & 3-3/8" C.-C.
backplate : 4" X 3-3/4"

DOS-25
(Doerr / Leeson)



2 sets of contacts, hole : 1-15/16"
mounting holes : 2-3/4" C.-C.
backplate : 3-1/2" X 2-15/16"

DOS25-4
(Doerr, Leeson)



4 sets of contacts, hole : 1-15/16"
mounting holes : 2-3/4" C.-C.
backplate : 3-1/2" X 2-15/16"

BAS-20
(Baldor)



2 sets of contacts, hole : 2-15/16"
mounting holes : 3-3/8" C.-C.
backplate : 4-1/2" X 3-7/8"

LS-400

(Leland)



1 set of contacts
mounting holes : 2-11/16" X 3-11/16" C.-C.

LS-401

(Leland)



1 set of contacts
mounting holes : 2-11/16" X 3-11/16" C.-C.

LS-402

(Leland)



1 set of contacts
mounting holes : 2-11/16" C.-C.

LS-450

(Leland)



2 sets of contacts
mounting holes : 2-7/8" X 3-3/8"
for 2HP & larger

TS-330

(Tamper)



1 set of contacts
mounting holes : 2-7/8" C.-C.

TS-340


(Tamper)



1 set of contacts
mounting holes : 3-15/16" C.-C.

WES-275

(Westinghouse)



1 set of contacts
mounting holes : 1-7/8" C.-C.

FS-320

(Franklin)



1 set of contacts (1/4" diameter)
mounting holes : 1-1/2" X 2-1/2" C.-C.

WAS-510

(Wagner)



1 set of contacts
mounting holes : 1-13/16" C.-C.

WAS-501

(Prestolite)



1 set of contacts
mounting holes : 2-1/2" X 2-3/8" C.-C.
overall length : 4-3/4"

WAS-502

(Prestolite)



1 set of contacts
mounting holes : 2-1/2" X 2-3/8" C.-C.
overall length : 5-1/4"

WAS-503

(Prestolite)




1 set of contacts
mounting holes : 2-1/2"

WES-31
(Westinghouse)



1 set of contacts

WES-42
(Westinghouse)



2 sets of contacts (Dryer Switch)
1 Open, 1 Closed

BGS-701
(Bell & Gossett)



1 set of contacts
mounting holes : 2" C.-C.
plate size : 2" X 2-1/2"

BRK-55



5.5" motor mounting bracket
heavy gauge sheet metal

OILER




Zoom spout oiler
14" telescoping spout
4 FL. OZ., 12 bottles / case

WA-3500



black electrical tape
SOLD IN SLEEVES OF 10 ROLLS

WIRE CONNECTORS



- WA-3621** Blue
- WA-3622** Gray
- WA-3600** Orange
- WA-3601** Yellow
- WA-3602** Red

SOLD IN PACKS OF 100 PCS.